



# DESIGNA OLAT | eCademy

## ONLINE LEARNING AND TRAINING

An online training platform since 2015

Class Training and online Training: Best out of both worlds with DESIGNA Blended Learning.

### HOW TO GET THERE / WHERE CAN I GET REGISTERED?

<https://designa-ecademy.openolat.com/dmz/> or just scan the following QR-Code:



### WHICH TARGET GROUPS WITH WHAT FOCUS ARE AVAILABLE?

DESIGNA Employees from Sales & Service  
DESIGNA Distributors Sales & Service  
DESIGNA Customers from Operation, Technical & Administration.

### CAN I USE DESIGNA OLAT WITH MOBILE DEVICES?

Sure.

### WHAT'S IN FOR ME?

Access to latest manuals and documentation  
"Tons" of tutorials, webinar recordings, explainer videos  
Individual learning paths for a structured path through the product world  
A strong DESIGNA Training Community: 2,300+ users from 60+ countries and states

### WHAT MEANS DESIGNA BLENDED LEARNING?

All training content is supported by digital hand-outs, web tutorials, individual checklists, e-courses and online surveys. Participants of a class training course continue to have access to the digital content even after the face-to-face event.  
DESIGNA Blended Learning – the best of both worlds!

## WHAT IS AN ONLINE TRAINING PLAN / AGENDA / SYLLABUS?

We haven't printed training plans for a long time. Instead, participants have access to a **course accompanying the training**. And this even if the training has already taken place. The courses accompanying the training are provided with links/hyperlinks; individual scripts and, for example, flip chart images are available to participants 24/7. Each participant has their own online training blog.

## WHAT ARE COSTS FOR USING DESIGNA OLAT | IS THERE A FREE TRIAL PERIOD?

We would be happy to send you an overview of the costs for using DESIGNA OLAT - or an invitation to a trial period.
















## WHAT DOES THE HOMEPAGE LOOK LIKE?

A central home page leads to the respective course areas. The combination of online learning and class training is clearly visible:

### DESIGNA HQ TRAINING "TAKE-OFF PAGE"

CLASS TRAINING since **1 9 5 1** WEBINARS since **2 0 1 1** ONLINE TRAINING since **2 0 1 5**

[Class Training](#) ⊕ [+ Online Training](#) ⊕ [➔ DESIGNA Blended Learning](#) ⊕ 

TARGET GROUP	 ONLINE TRAINING ⊕	 CLASS TRAINING ⊕
 BASIC	<p> <b>START MODULES 1-3</b> ⊕</p> <p>A successful introduction for all.</p> <hr/> <p> <b>WEBINARS</b> ⊕</p> <p>Watch recorded online <b>1</b> training sessions</p> <hr/> <p> <b>DIGITAL MODULES</b> ⊕</p> <p>PHQ® Online Services.</p>	<p> <b>PRODUCT POWER DAY (1day)</b> ⊕</p> <p>To get an overview about actual product range</p> <hr/> <p> <b>OPERATION &amp; CONTROL (3days)</b> ⊕</p> <p>Using our product wearing customer's glasses. Based on <a href="#">hand over instructions</a> ⊕</p> <hr/> <p> <b>INDIVIDUAL TRAINING (x days)</b></p> <p>Select a bunch of topics to be trained on  ⊕</p>
 TECH	<p> <b>TECH ONBOARDING 2026</b> ⊕</p> <p>Mandatory service technician training program</p> <hr/> <p> <b>COFFEE BREAKS</b> ⊕</p> <p>Technical Webinars. One topic. One session.</p>	<p> <b>TECH DAYS (4days)</b> ⊕</p> <p>Getting a system up and running from scratch</p> <hr/> <p> <b>REFRESH TECH DAYS (2days)</b> ⊕</p> <p>Based on visited TECH DAYS to get on track</p>